

BOLLA

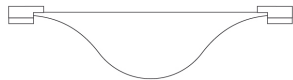
code: **2760/35/L/1**




DESIGN **ELIO MARTINELLI** 1960



CEILING LAMP DIFFUSED LIGHT. WHITE OPAL METHACRYLATE DIFFUSER. SWIVEL SUPPORTS FOR FIX THE DIFFUSER ANODIZED ALUMINUM. LED LIGHT SOURCE INTEGRATED AND ELECTRONIC BALLAST INSIDE THE LAMP BODY. AVAILABLE IN THREE SIZES.

TECHNICAL DRAWINGS



UTILIZATION: INTERNAL		TIPOLOGY: CEILING LAMPS 	
COLOURS	STRUCTURE: DIFFUSER:	ANODIZED WHITE	
MATERIALS	STRUCTURE: DIFFUSER:	METAL METHACRYLATE	
MEASURES	WIDTH: 35 cm HEIGHT: 15 cm LENGTH: 35 cm DEPTH: -	DIAMETER: - HOLE DIAMETER: - HOLE DEPTH: -	WEIGHT NET: 3,5 GROSS: 4,5
	PACKAGING VOL.M ³ : 42X42X28		NUMBER OF ITEMS: 1
BULBS	LED 1X18W FLUX: 1600LM KELVIN: 3000° CLASS: A++ CRI: - COLOR TOLERANCE: - DURATION: 40000H		
			
DEVICE SPECIFICATIONS			
TYPE OF EMISSION: DIFFUSED		POWER SUPPLY CABLE LENGTH: -	
POWER: -		LENGTH OF HANGING CABLE: -	
FLOW LAMP: -		SUPPLY: INCLUDED	
BEAM ANGLE: -		POWER SUPPLY ASSEMBLY: INTERNAL	
DEVICE EFFICIENCY: -lm/W		TYPE OF DIMMING: -	
IMPACT RESISTANCE: -		VOLTAGE: 230 V	
GLOW WIRE TEST: -		POWER SUPPLY: ELECTRONIC POWER SUPPLY	
CERTIFICATIONS			
MARKETS	THIS ITEM IS AVAILABLE IN THE FOLLOWING COUNTRIES: EUROPE		

BOLLA

code: **2760/50/L/1**







DESIGN **ELIO MARTINELLI** 1960



CEILING LAMP DIFFUSED LIGHT. WHITE OPAL METHACRYLATE DIFFUSER. SWIVEL SUPPORTS FOR FIX THE DIFFUSER ANODIZED ALUMINUM. LED LIGHT SOURCE INTEGRATED AND ELECTRONIC BALLAST INSIDE THE LAMP BODY. AVAILABLE IN THREE SIZES.

TECHNICAL DRAWINGS



UTILIZATION: INTERNAL		TIPOLOGY: CEILING LAMPS 	
COLOURS	STRUCTURE: DIFFUSER:	ANODIZED WHITE	
MATERIALS	STRUCTURE: DIFFUSER:	METAL METHACRYLATE	
MEASURES	WIDTH: 50 cm HEIGHT: 20 cm LENGTH: 50 cm DEPTH: -	DIAMETER: - HOLE DIAMETER: - HOLE DEPTH: -	WEIGHT NET: 5 GROSS: 6
	PACKAGING VOL.M ³ : 59X59X32		NUMBER OF ITEMS: 1
BULBS	LED 1X21W FLUX: 2650LM KELVIN: 3000° CLASS: A++ CRI: >80 COLOR TOLERANCE: - DURATION: 40000H		
			
DEVICE SPECIFICATIONS			
TYPE OF EMISSION: DIFFUSED		POWER SUPPLY CABLE LENGTH: -	
POWER: -		LENGTH OF HANGING CABLE: -	
FLOW LAMP: -		SUPPLY: INCLUDED	
BEAM ANGLE: -		POWER SUPPLY ASSEMBLY: INTERNAL	
DEVICE EFFICIENCY: -lm/W		TYPE OF DIMMING: -	
IMPACT RESISTANCE: -		VOLTAGE: 230 V	
GLOW WIRE TEST: -			
POWER SUPPLY: ELECTRONIC POWER SUPPLY			
CERTIFICATIONS	   		
MARKETS	THIS ITEM IS AVAILABLE IN THE FOLLOWING COUNTRIES: EUROPE		

BOLLA

code: **2760/60/L/1**







DESIGN **ELIO MARTINELLI** 1960



CEILING LAMP DIFFUSED LIGHT. WHITE OPAL METHACRYLATE DIFFUSER. SWIVEL SUPPORTS FOR FIX THE DIFFUSER ANODIZED ALUMINUM. LED LIGHT SOURCE INTEGRATED AND ELECTRONIC BALLAST INSIDE THE LAMP BODY. AVAILABLE IN THREE SIZES.

TECHNICAL DRAWINGS



UTILIZATION: INTERNAL		TPOLOGY: CEILING LAMPS 	
COLOURS	STRUCTURE: DIFFUSER:	ANODIZED WHITE	
MATERIALS	STRUCTURE: DIFFUSER:	METAL METHACRYLATE	
MEASURES	WIDTH: 60 cm HEIGHT: 22 cm LENGTH: 60 cm DEPTH: -	DIAMETER: - HOLE DIAMETER: - HOLE DEPTH: -	WEIGHT NET: 6 GROSS: 7
	PACKAGING VOL.M ³ : 69X69X32		NUMBER OF ITEMS: 1
BULBS	LED 1X21W FLUX: 2650LM KELVIN: 3000° CLASS: A++ CRI: >80 COLOR TOLERANCE: - DURATION: 40000H		
			
DEVICE SPECIFICATIONS			
TYPE OF EMISSION: DIFFUSED		POWER SUPPLY CABLE LENGTH: -	
POWER: -		LENGTH OF HANGING CABLE: -	
FLOW LAMP: -		SUPPLY: INCLUDED	
BEAM ANGLE: -		POWER SUPPLY ASSEMBLY: INTERNAL	
DEVICE EFFICIENCY: -lm/W		TYPE OF DIMMING: -	
IMPACT RESISTANCE: -		VOLTAGE: 230 V	
GLOW WIRE TEST: -			
POWER SUPPLY: ELECTRONIC POWER SUPPLY			
CERTIFICATIONS	   		
MARKETS	THIS ITEM IS AVAILABLE IN THE FOLLOWING COUNTRIES: EUROPE		