

## POUFF

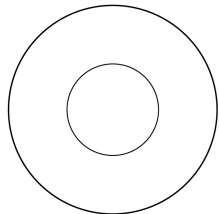
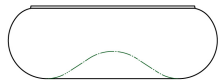
code: **2868/L/1**






DESIGN EMILIANA MARTINELLI 2007



CEILING LAMP DIFFUSED LIGHT. ALUMINIUM BASE IN WHITE COLOR, WHITE OPAL METHACRYLATE DIFFUSER. LED LIGHT SOURCE. ELECTRONIC DRIVER INSIDE THE BODY LAMP.

### TECHNICAL DRAWINGS



<b>UTILIZATION:</b> INTERNAL		<b>TYOLOGY:</b> <b>CEILING LAMPS</b> 	
<b>COLOURS</b>	STRUCTURE: DIFFUSER:	<b>WHITE</b> <b>WHITE</b>	
<b>MATERIALS</b>	STRUCTURE: DIFFUSER:	<b>ALUMINIUM</b> <b>METHACRYLATE</b>	
<b>MEASURES</b>	WIDTH: - HEIGHT: <b>16 cm</b> LENGTH: - DEPTH: -	DIAMETER: <b>46 cm</b> HOLE DIAMETER: - HOLE DEPTH: -	WEIGHT NET: <b>4</b> GROSS: <b>5</b>
	PACKAGING VOL.M <sup>3</sup> : <b>50X50X40</b>		NUMBER OF ITEMS: <b>1</b>
<b>BULBS</b>	LED 1X15W FLUX: 1500LM KELVIN: 3000° CLASS: A+ CRI: - COLOR TOLERANCE: - DURATION: 40000H		
			
<b>DEVICE SPECIFICATIONS</b>			
TYPE OF EMISSION: <b>DIFFUSED</b>		POWER SUPPLY CABLE LENGTH: -	
POWER: -		LENGTH OF HANGING CABLE: -	
FLOW LAMP: -		SUPPLY: <b>INCLUDED</b>	
BEAM ANGLE: -		POWER SUPPLY ASSEMBLY: <b>INTERNAL</b>	
DEVICE EFFICIENCY: <b>-lm/W</b>		TYPE OF DIMMING: -	
IMPACT RESISTANCE: -		VOLTAGE: <b>230 V</b>	
GLOW WIRE TEST: -			
POWER SUPPLY: <b>ELECTRONIC POWER SUPPLY</b>			
<b>CERTIFICATIONS</b>	   		
<b>MARKETS</b>	THIS ITEM IS AVAILABLE IN THE FOLLOWING COUNTRIES: <b>EUROPE</b>		

## **POUFF**

**code:** *2868/L/1*

DESIGN **EMILIANA MARTINELLI** 2007

PHOTO GALLERY

---

