

CAMOUFLAGE 140 MM

Beam angle	157°
Mounting	Wall surface
Lamps description	Mid-Power Led: 8W - 913 lm ≠ FIXT 551 lm - 3000K/CRI 80 - 24V
Environment	Indoor, Outdoor
Notes	We recommend using a connection system with a degree of protection greater than or equal to the degree of protection of the luminaire.

Technical description	Dissipating aluminum body with diffuser in transparent polycarbonate. The Crema d'Orcia and Basaltina stone finishes are made by fastening high-strength, high-resistance adhesive to a stone plate created by means of mechanical machining from a solid block. The concrete finishing is made by fastening a poured cement plate reinforced with fiberglass using a single component high strength, high-resistance adhesive. The Primer version is painted after installation with normal water-based colors (tempera, stucco, water-based paints) to ensure maximum uniformity with the architecture. The aluminum versions are finished with a high-resistance coating: after a sandblasting treatment of all components to make the surface porous and ensure a greater adhesion of the paint, the external coating is applied with a double layer with epoxy powders according to the QUALICOAT standard. The first layer of epoxy powder gives chemical and mechanical resistance, the second finishing layer of polyester powder ensures resistance to UV rays and atmospheric agents. The painted surfaces are treated with alkaline and acidic washes, then rinsed with demineralized water, subjected to a chemical conversion treatment to protect against oxidation. Upon commercial and technical evaluation, it is possible to create customized versions with other materials on request.
------------------------------	--

ELECTRICAL

Transformer type	Electronic
Transformer availability	Separate item
Transformer mounting	Integral, Remote
Emergency	Without
Voltage (V)	24

PHYSICAL

Aiming	Fixed
Diameter (mm)	140
Weight (kg)	max 0,45
Number of heads	1



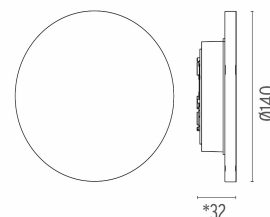
Camouflage 140 mm

designed by Piero Lissoni

Collection of products for outdoor use, for wall installation with LED light source. 24V power source not included. Includes power cable of 100 mm. The driver can be installed remotely (remote housing not required) or housed at the back of the luminaire by means of a suitable optional remote housing.

FI311000	Primer
FI311001	White
FI311006	Grey
FI311018	Deep brown
FI311030	Black
FI311033	Anthracite
FI311087	Basaltina Stone
FI311089	Concrete
FI311090	Crema d'orcina stone

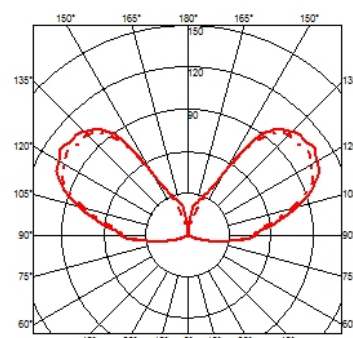
DIMENSIONS



*Concrete, crema d'orcina, basaltina H = 35 mm.

CERTIFICATIONS

CE	F	III	IP
			65





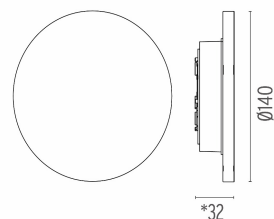
Camouflage 140 mm

designed by Piero Lissoni

Collection of products for outdoor use, for wall installation with LED light source. 24V power source not included. Includes power cable of 100 mm. The driver can be installed remotely (remote housing not required) or housed at the back of the luminaire by means of a suitable optional remote housing.

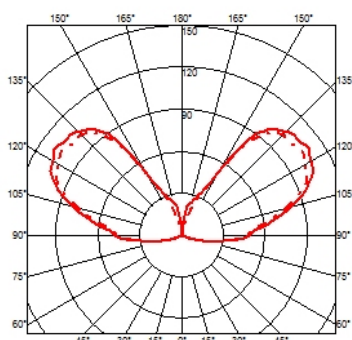
FI311000	Primer
FI311001	White
FI311006	Grey
FI311018	Deep brown
FI311030	Black
FI311033	Anthracite
FI311087	Basaltina Stone
FI311089	Concrete
FI311090	Crema d'orcina stone

DIMENSIONS



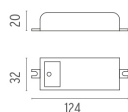
*Concrete, crema d'orcina, basaltina H = 35 mm.

CERTIFICATIONS



Camouflage 140 mm .Accessories

Power Supply



RF25747

Power supply 24V 10W

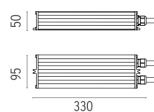
I 110-240V IP20 Class II selv.



RF25750

Power supply 17W

Power supply for remote installation 24V DC 17W / I 110-240V (15W I 10V) IP20 Class II selv.




RF25755

Power supply 24V DC 50W

I 120-240V IP67 Class II selv.

Camouflage 140 mm .Accessories



RF25749

Power supply 24V DC 70W


220-240V IP67 Class II selv.



RF25756

Power supply 100W

Power supply for remote installation 24V DC 100W / 120-240V IP67 Class II selv.



RF25748

Power supply 24V 8W

110-240V IP65 Class II selv.



RF25752

Power supply 20W

Power supply for remote installation 24V DC 20W / 220-240V IP67 Class II selv.



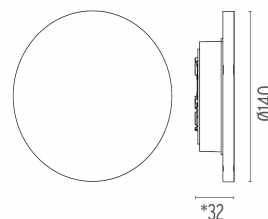
Camouflage 140 mm

designed by Piero Lissoni

Collection of products for outdoor use, for wall installation with LED light source. 24V power source not included. Includes power cable of 100 mm. The driver can be installed remotely (remote housing not required) or housed at the back of the luminaire by means of a suitable optional remote housing.

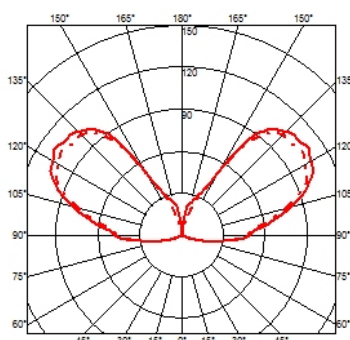
FI311000	Primer
FI311001	White
FI311006	Grey
FI311018	Deep brown
FI311030	Black
FI311033	Anthracite
FI311087	Basaltina Stone
FI311089	Concrete
FI311090	Crema d'orcia stone

DIMENSIONS



*Concrete, crema d'orcia, basaltina H = 35 mm.

CERTIFICATIONS



Mounting



FI318000

Installation box

FLOS

Camouflage 140 mm . Lamps



Mid-Power LED

Lamp category:
LED

Socket:
Special base

Lamp type:
Power LED



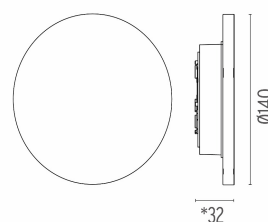
Camouflage 140 mm

designed by Piero Lissoni

Collection of products for outdoor use, for wall installation with LED light source. 24V power source not included. Includes power cable of 100 mm. The driver can be installed remotely (remote housing not required) or housed at the back of the luminaire by means of a suitable optional remote housing.

FI311000	Primer
FI311001	White
FI311006	Grey
FI311018	Deep brown
FI311030	Black
FI311033	Anthracite
FI311087	Basaltina Stone
FI311089	Concrete
FI311090	Crema d'orcina stone

DIMENSIONS



*Concrete, crema d'orcina, basaltina H = 35 mm.

CERTIFICATIONS

